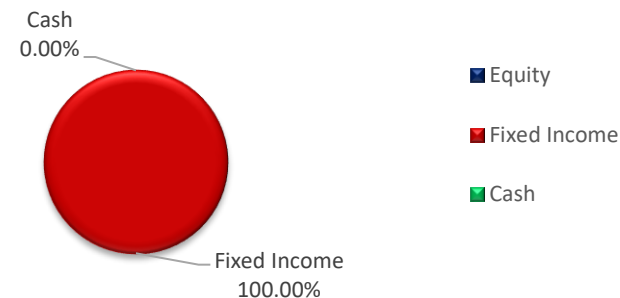


**FIXED INCOME FUND RETURNS**

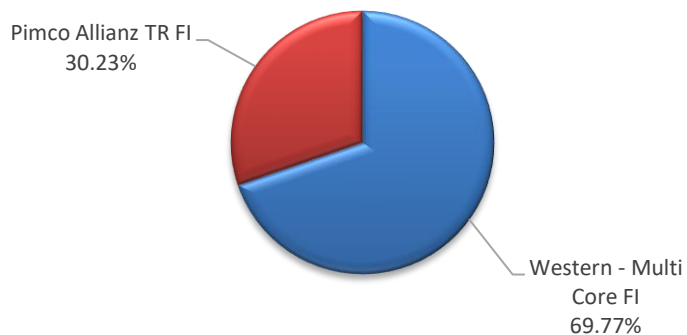
	1Q2020	YTD	1 Year	2 Year	3 Year	Inception
<b>Return</b>	-0.54	-0.54	5.06	4.44	3.63	2.56
<i>Advisor Defined Index-Per IPS</i>	0.28	0.28	4.80	2.34	3.74	1.58

**FIXED INCOME FUND ASSET ALLOCATION**

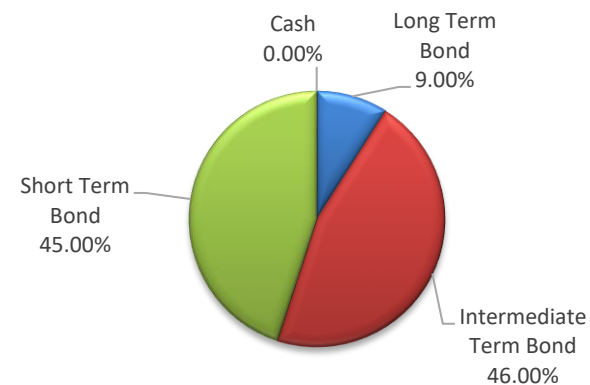
FIXED INCOME FUND		IPS Range
Equity	-	-
Fixed Income	100.00%	100%
Cash	-	-
Alternative Investments	-	-
<b>Total</b>	<b>100.00%</b>	



**MANAGER ALLOCATION**



**SIZE AND STYLE ALLOCATION**



Returns are net of Investment Costs but not Foundation Fees

Advisor Defined Index-Per IPS: 100% BofAML Global Broad Mkt