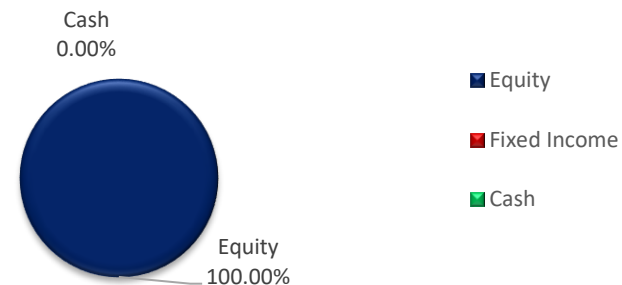


INTERNATIONAL FUND RETURNS

|                                      | 1Q2020        | YTD           | 1 Year        | 2 Year        | 3 Year       | Inception    |
|--------------------------------------|---------------|---------------|---------------|---------------|--------------|--------------|
| <b>Return</b>                        | <b>-28.40</b> | <b>-28.40</b> | <b>-19.52</b> | <b>-14.94</b> | <b>-5.66</b> | <b>-4.00</b> |
| <i>Advisor Defined Index-Per IPS</i> | <i>-21.75</i> | <i>-21.75</i> | <i>-13.55</i> | <i>-8.61</i>  | <i>-1.60</i> | <i>0.33</i>  |


INTERNATIONAL FUND ASSET ALLOCATION

| BOND FUND               |                | IPS Range |
|-------------------------|----------------|-----------|
| Equity                  | 100.00%        | -         |
| Fixed Income            | -              | -         |
| Cash                    | -              | -         |
| Alternative Investments | -              | -         |
| <b>Total</b>            | <b>100.00%</b> |           |




MANAGER ALLOCATION

Cambiar  
International  
100%



SIZE AND STYLE ALLOCATION

Cash  
0.00%



International  
Equity  
100.00%

For Informational Purposes Only - Account Statement is Official Record of Holdings, Balances and Security Values

Returns are net of Investment Costs but not Foundation Fees

Advisor Defined Index-Per IPS: 95% MSCI EAFE TR Net - 5% US 30-Day T-Bill