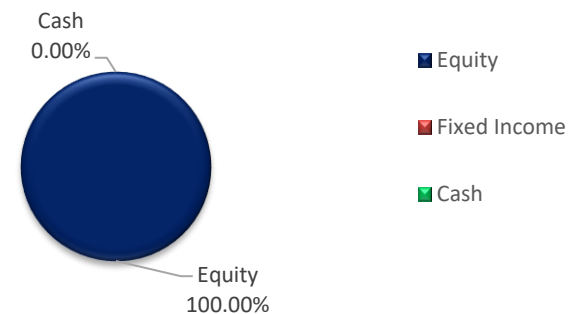


EQUITY FUND RETURNS

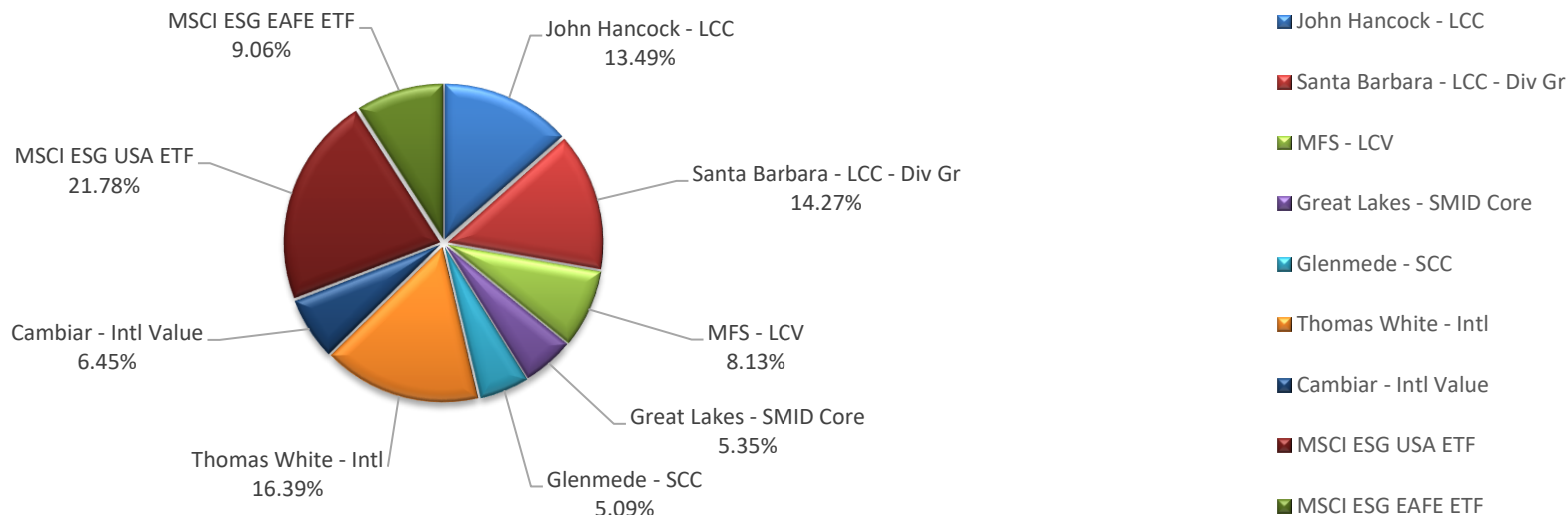
	1Q2020	YTD	1 Year	2 Year	3 Year	Inception
Return	-23.43	-23.43	-10.45	-4.76	0.47	2.33
<i>Advisor Defined Index-Per IPS</i>	<i>-20.73</i>	<i>-20.73</i>	<i>-10.57</i>	<i>-4.17</i>	<i>1.05</i>	<i>2.87</i>

EQUITY FUND ASSET ALLOCATION

EQUITY FUND		IPS Range
Equity	100.00%	95-100
Fixed Income	0.00%	-
Cash	0.00%	-
Alternative Investments	0.00%	-
Total	100.00%	



MANAGER ALLOCATION

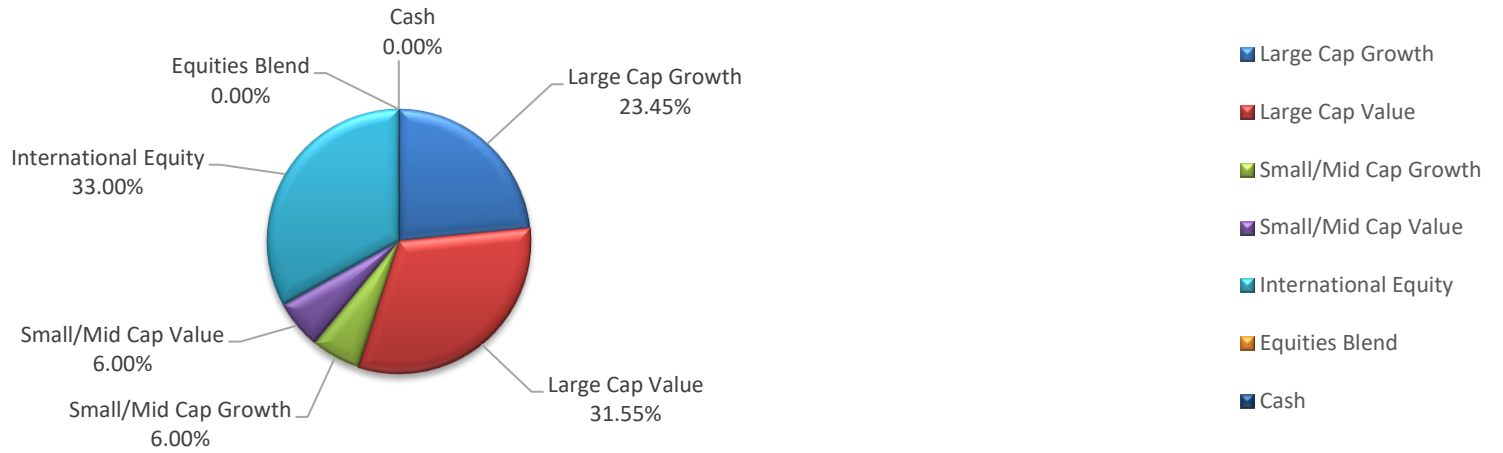


Returns are net of Investment Costs but not Foundation Fees

Advisor Defined Index-Per IPS: 65% MSCI World ESG - 20% Russell 3000 TR - 15% MSCI AC World ex US TR

FOUNDATION INVESTMENT MANAGEMENT - EQUITY FUND

SIZE AND STYLE ALLOCATION



ALLOCATION VS IPS TARGET

